



Rennsteig Tools
**Crimping
Tools**
Catalogue



Index

| | |
|--|----|
| Crimp System Tool PEW 12 | 3 |
| Crimping Machine CM 25-1 | 5 |
| Crimping Machine CM 25-5 with Sliding Tray | 7 |
| Crimping Machine CM 25-6 with < 6mm Stroke | 9 |
| Accessories | 11 |

Crimp System Tool PEW 12

Rennsteig no. 624 000 3



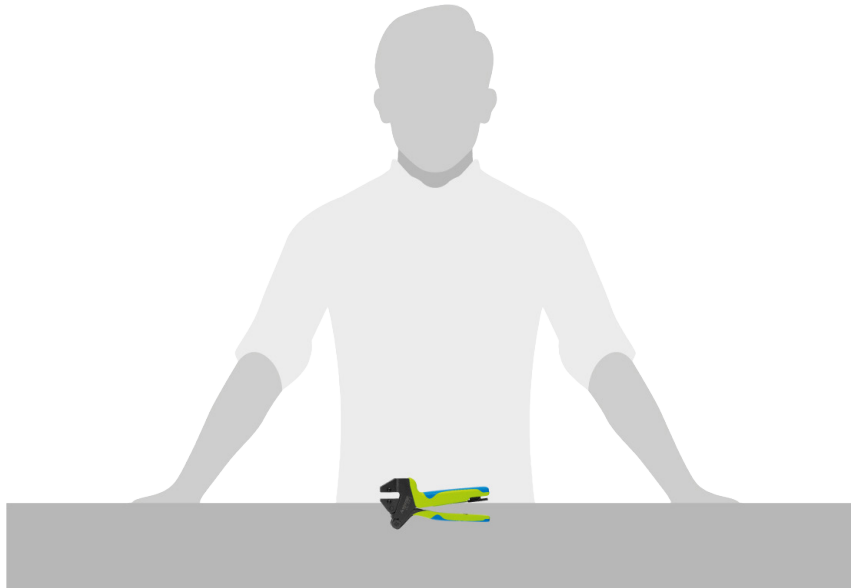
- Special tool for crimping virtually all crimped connections with conductor cross-sections from 0.08 – 50 mm²
- Guarantees exact, solder-free electrical connections
- Parallel crimping jaw closing action
- Optimum leverage
- User-friendly with ergonomic centre of gravity
- One- and two-handed operation
- Wide range of possible combinations



Available in Black-oxide finish.

Crimp System Tool PEW 12

Without die set



General

| | |
|---------------------|---------------|
| Item Number | 624 000 3 |
| EAN | 4049002014000 |
| Weight | 620g |
| Dimension | 200mm |
| Dimension packaging | 250x108x43mm |

Specifications

| | |
|-------------|--------------------|
| Finish | Black-oxide finish |
| Grips | 2-component-grips |
| System Size | 12 |

Classification

| | |
|----------------|------------|
| eCl@ss 10.1 | ACD215012 |
| ETIM 7.0 | EC000168 |
| Proficl@ss 7.0 | AAA946c003 |

Available with plastic case.

Rennsteig No. 624 101 3



 RENNSTEIG

 Ten47

Crimping Machine CM 25-1

without crimp dies, without positioning guides




- Compact, maintenance-free table-top device
- Hand or foot operation
- Height-adjustable feet
- Quick and simple retooling makes it suitable for short- and medium-run production
- All-purpose machine
- 6 mm stroke operation without safety closure
- 14 mm stroke with automatic safety closure
- Crimp force 25 kN, working pressure 6 bar
- Air requirements 0.75 l/work stroke
- 360° turnable die holder



Close-up 1



Close-up 2



Close-up 3

Crimping Machine CM 25-1

without crimp dies, without positioning guides




General

| | |
|---------------------|---------------|
| Item Number | 636 025-1 |
| EAN | 4049002034305 |
| Weight | 33,500g |
| Dimension packaging | 325x280x500mm |

Specifications

| | |
|------------------------------------|--------|
| Crimp force | 25 kN |
| Operating pressure | 6 bar |
| Air requirement per working stroke | 0.75 l |



Crimping Machine CM 25-5 with sliding tray

without crimp dies, without positioning guides



- Compact, maintenance-free table-top device
- Hand or foot operation
- Height-adjustable feet
- Quick and simple retooling makes it suitable for short- and medium-run production
- Crimping machine with sliding tray
- Connector and cable are held in the open bottom section
- Wire clamps in for safe working
- Machine crimps automatically following insertion
- Crimp force 25 kN, working pressure 6 bar
- Air requirements 0.75 l/work stroke



Close-up

Crimping Machine CM 25-5 with Sliding Tray

without crimp dies, without positioning guides



General

| | |
|---------------------|---------------|
| Item Number | 636 025-5 |
| EAN | 4049002086885 |
| Weight | 33,500g |
| Dimension packaging | 325x280x500mm |

Specifications

| | |
|------------------------------------|--------|
| Crimp force | 25 kN |
| Operating pressure | 6 bar |
| Air requirement per working stroke | 0.75 l |

Crimping Machine CM 25-6 with 6mm Stroke

without crimp dies, without positioning guides



- Compact, maintenance-free table-top device
- Hand or foot operation
- Height-adjustable feet
- Quick and simple retooling makes it suitable for short- and medium-run production
- Crimping machine with reduced stroke for working without safety closure
- Suitable for all crimped connectors requiring a stroke less than 6 mm
- Crimp force 25 kN, working pressure 6 bar
- Air requirements 0.75 l/work stroke
- 360° turnable die holder
- Compatible with most crimp dies and positioning guides for the PEW 12 crimp system tool



Close-up

Crimping Machine CM 25-6 with 6mm Stroke

without crimp dies, without positioning guides



| General | |
|---------------------|---------------|
| Item Number | 636 025-6 |
| EAN | 4049002086892 |
| Weight | 33,500g |
| Dimension packaging | 325x280x500mm |

| Specifications | |
|------------------------------------|--------|
| Crimp force | 25 kN |
| Operating pressure | 6 bar |
| Air requirement per working stroke | 0.75 l |



















Accessories

| Part No. | Description | Range of Applications | Compatibility | Capacity | Stripper Blade |
|---------------|--|---------------------------------|---|--|--|
| 624 004 3 0 | Cutting, stripping and crimping in a single tool | Multi-Contact connectors MC4 | PEW 12 & E-PEW 12 | 4.0 mm ² |  1.7 |
| 624 006 3 0 | Cutting, stripping and crimping in a single tool | Multi-Contact connectors MC4 | PEW 12 & E-PEW 12 | 6.0 mm ² |  1.8 |
| 624 071-1 3 0 | Die set | Wieland connectors | PEW 12, E-PEW 12, CM25-1, CM25-5, CM25-6 | 0.14 - 4.0 mm ² |  1.9 |
| 624 073-1 3 0 | Die set | Wieland connectors | PEW 12 & E-PEW 12 | 4.0 mm ² / 6.0 mm ² / 10.0 mm ² |  1.10 |
| 624 570 3 0 | Die set | Multi-Contact connectors MC4 | PEW 12, E-PEW 12, CM25-1, CM25-5 | 2.5 mm ² / 4.0 mm ² / 6.0 mm ² |  1.11 |
| 624 817 3 0 | Die set | TE | PEW 12, E-PEW 12, CM25-1, CM25-5, CM25-6 | 1.5 mm ² / 2.5 mm ² / 4.0 mm ² / 6.0 mm ² |  1.12 |
| 624 1193 3 0 | Die set | Multi-Contact connectors MC4 | PEW 12, E-PEW 12, CM25-1, CM25-5 | 4.0 mm ² / 10.0 mm ² / 6.0 mm ² |  1.13 |
| 624 1194 3 0 | Die set | Amphenol H4 | PEW 12, E-PEW 12, CM25-1, CM25-5 | 4.0 mm ² / 6.0 - 10.0 mm ² / 2.5 mm ² |  1.14 |
| 624 020 3 0 | Die set | Uninsulated Contacts | PEW 12, E-PEW 12, CM25-1, CM25-5, CM25-6 | 0.25 - 0.75 mm ² / 1.0 - 1.5 mm ² / 2.5 mm ² |  1.15 |
| 624 030 3 0 | Die set | Uninsulated Contacts | PEW 12, E-PEW 12, CM25-1, CM25-5, CM25-6 | 4.0 mm ² / 6.0 mm ² / 10.0 mm ² |  1.16 |
| 624 031 3 0 | Die set | Uninsulated Contacts | PEW 12, E-PEW 12, CM25-1, CM25-5, CM25-6 | 1.5 mm ² - 10.0 mm ² |  1.17 |
| 624 032 3 0 | Die set | Uninsulated Contacts | PEW 12, E-PEW 12, CM25-1, CM25-5, CM25-6 | 0.5 - 10.0 mm ² |  1.18 |
| 624 033 3 0 | Die set | Uninsulated Contacts | PEW 12, E-PEW 12, CM25-1, CM25-5, CM25-6 | 16.0 mm ² / 25.0 mm ² |  1.19 |
| 624 1071 3 0 | Die set | Uninsulated Contacts | PEW 12, E-PEW 12, CM25-1, CM25-5, CM25-6 | 0.5 - 10.0 mm ² |  1.20 |
| 624 060 3 0 | Die set | Insulated terminals | PEW 12, E-PEW 12, CM25-1, CM25-5, CM25-6 | 0.5 - 6.0 mm ² |  1.21 |
| 624 060-3 3 0 | Die set | Heat-shrink connectors | PEW 12, E-PEW 12, CM25-1, CM25-5 | 0.5 - 6.0 mm ² |  1.22 |



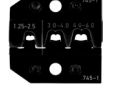







Accessories

| Part No. | Description | Range of Applications | Compatibility | Capacity | Stripper Blade |
|--------------|---------------------|-----------------------------|--|---|--|
| 624 063 3 0 | Die set | Insulated terminals | PEW 12, E-PEW 12, CM25-1, CM25-5 | 10.0 mm ² / 16.0 mm ² |  1.23 |
| 624 691 3 0 | Die set | Insulated terminals | PEW 12, E-PEW 12, CM25-1, CM25-5, CM25-6 | 0.5 - 5 mm ² |  1.24 |
| 624 045 3 0 | Die set | Tab connectors | PEW 12, E-PEW 12, CM25-1, CM25-5, CM25-6 | 0.1 - 2.5 mm ² |  1.25 |
| 624 050 3 0 | Die set | Tab connectors | PEW 12, E-PEW 12, CM25-1, CM25-5 | 0.5 - 6.0 mm ² |  1.26 |
| 624 742 3 0 | Die set | Tab connectors | PEW 12, E-PEW 12 | 0.5 - 2.5 mm ² |  1.27 |
| 624 745 3 0 | Die set | Tab connectors | PEW 12, E-PEW 12 | 1.25 - 6.0 mm ² |  1.28 |
| 624 667 3 0 | Die set | Rolled and stamped contacts | PEW 12, E-PEW 12, CM25-1, CM25-5, CM25-6 | 0.03 - 0.2 mm ² |  1.29 |
| 624 674 3 0 | Die set | Rolled and stamped contacts | PEW 12, E-PEW 12, CM25-1, CM25-5, CM25-6 | 0.5 - 2.5 mm ² |  1.30 |
| 624 071 3 0 | Die set | Turned contacts | PEW 12, E-PEW 12, CM25-1, CM25-5, CM25-6 | 0.14 - 4.0 mm ² |  1.31 |
| 624 072 3 0 | Die set | Turned contacts | PEW 12, E-PEW 12, CM25-1, CM25-5, CM25-6 | 1.5 mm ² / 2.5 mm ² / 4.0 mm ² / 6.0 mm ² |  1.32 |
| 624 073 3 0 | Die set | Turned contacts | PEW 12, E-PEW 12, CM25-1, CM25-5 | 4.0 mm ² / 6.0 mm ² / 10.0 mm ² |  1.33 |
| 624 074 3 01 | Die set and locator | Turned contacts | PEW 12, E-PEW 12, CM25-1, CM25-5, CM25-6 | 10.0 mm ² / 16.0 mm ² |  1.34 |
| 624 075 3 01 | Die set and locator | Turned contacts | PEW 12, E-PEW 12, CM25-1, CM25-5, CM25-6 | 6.0 mm ² / 25.0 mm ² |  1.35 |
| 624 100 3 0 | Die set | Coaxial connectors | PEW 12, E-PEW 12, CM25-1, CM25-5 | ∅ 6.4 / ∅ 7.6 / ∅ 2.1 mm |  1.36 |
| 624 114 3 0 | Die set | Coaxial connectors | PEW 12, E-PEW 12, CM25-1, CM25-5 | ∅ 12.0 / ∅ 3.0 mm |  1.37 |
| 624 119 3 0 | Die set | Coaxial connectors | PEW 12, E-PEW 12, CM25-1, CM25-5 | ∅ 10.7 / ∅ 2.1 mm |  1.38 |

Accessories

| Part No. | Description | Range of Applications | Compatibility | Capacity | Stripper Blade | |
|---------------|-------------|--|--|--|---|------|
| 624 120 3 0 | Die set | Optical fibre connectors | PEW 12, E-PEW 12, CM25-1, CM25-5 | sw 3.0 / 4.95 / 6.5 mm |  | 1.39 |
| 624 155 3 0 | Die set | Optical fibre connectors | PEW 12, E-PEW 12, CM25-1, CM25-5 | sw 4.2 / 3.65 / 5.0 mm |  | 1.40 |
| 624 158 3 0 | Die set | Coaxial connectors | PEW 12, E-PEW 12, CM25-1, CM25-5 | sw 7.0 / 8.4 / 8.1 mm |  | 1.41 |
| 624 159 3 0 | Die set | Coaxial connectors | PEW 12, E-PEW 12, CM25-1, CM25-5 | sw 3.25 / 4.52 / 5.4 / 1.72 / 1.07 / 0.72mm |  | 1.42 |
| 624 190 3 0 | Die set | Optical fibre connectors | PEW 12, E-PEW 12, CM25-1, CM25-5 | sw 3.25 / 3.65 / 4.52mm |  | 1.43 |
| 624 090 3 0 | Die set | Ferrules | PEW 12, E-PEW 12, CM25-1, CM25-5, CM25-6 | 0.25 – 6.0 mm ² |  | 1.44 |
| 624 090-1 3 0 | Die set | Ferrules | PEW 12, E-PEW 12, CM25-1, CM25-5, CM25-6 | 0.5 – 1.0 mm ² / 1.5 mm ² / 2.5 mm ² |  | 1.45 |
| 624 091 3 0 | Die set | Ferrules | PEW 12, E-PEW 12, CM25-1, CM25-5 | 25.0 mm ² / 16.0 mm ² / 10.0 mm ² |  | 1.46 |
| 624 092 3 0 | Die set | Ferrules | PEW 12, E-PEW 12 | 50.0 mm ² / 35.0 mm ² |  | 1.47 |
| 624 097 3 0 | Die set | Twin-Ferrules | PEW 12, E-PEW 12, CM25-1, CM25-5, CM25-6 | 2x 16.0 mm ² / 2x 10.0 mm ² / 2x 6.0 mm ² |  | 1.48 |
| 624 080 3 0 | Die set | RJ plugs – RJ9, RJ10, RJ11, RJ12, RJ45, unshielded | PEW 12, E-PEW 12, CM25-1, CM25-6 | N/A |  | 1.49 |
| 624 081 3 0 | Die set | Molex plugs (short design), unshielded | PEW 12, E-PEW 12, CM25-1, CM25-6 | N/A |  | 1.50 |
| 624 082 3 0 | Die set | RJ plugs – RJ45, RJ50, unshielded | PEW 12, E-PEW 12, CM25-1, CM25-6 | N/A |  | 1.51 |
| 624 086 3 0 | Die set | Stalwart connectors, shielded | PEW 12, E-PEW 12, CM25-1, CM25-6 | N/A |  | 1.52 |
| 624 036 3 0 | Die set | Uninsulated Contacts | PEW 12, E-PEW 12, CM25-1, CM25-5, CM25-6 | 0.1–0.5 mm ² / 0.1–0.5 mm ² |  | 1.53 |
| 624 060-6 3 0 | Die Set | Heat-shrink connectors | PEW 12, E-PEW 12, CM25-1, CM25-5, CM25-6 | 0.1–0.25 mm ² / 0.3–0.5 mm ² / |  | 1.54 |

Accessories

| Part No. | Description | Range of Applications | Compatibility | Capacity | Stripper Blade | |
|---------------|-------------|------------------------|--|---|---|------|
| 624 079 3 0 | Die set | Turned contacts | PEW 12, E-PEW 12, CM25-1, CM25-5, CM25-6 | 2.5 mm ² / 6.0 mm ² |  | 1.55 |
| 624 1389 3 0 | Die set | Heat-shrink connectors | PEW 12, E-PEW 12, CM25-1, CM25-5, CM25-6 | 0.5 – 6.0 mm ² |  | 1.56 |
| 624 745-1 3 0 | Die set | Tab connectors | PEW 12, E-PEW 12 | 1.25 - 6.0 mm ² |  | 1.57 |
| 624 742-1 3 0 | Die set | Tab connectors | PEW 12, E-PEW 12 | 0.5 – 1.0 mm ² x2 / 1.25 – 2.5 mm ² |  | 1.58 |
| 624 090-5 3 0 | Die set | Ferrules | PEW 12, E-PEW 12, CM25-1, CM25-5, CM25-6 | 0.25 – 6.0 mm ² |  | 1.59 |
| 624 096-1 3 0 | Die set | Ferrules | PEW 12, E-PEW 12 | 25.0 mm ² |  | 1.60 |
| 624 096-2 3 0 | Die set | Ferrules | PEW 12, E-PEW 12 | 16.0 mm ² |  | 1.61 |
| 624 096-3 3 0 | Die set | Ferrules | PEW 12, E-PEW 12 | 10.0 mm ² |  | 1.62 |
| 624 1186 3 0 | Die set | Tong Ling TL4 | PEW 12, E-PEW 12, CM25-1, CM25-5 | 4.0 mm ² / 6.0 mm ² |  | 1.63 |
| 624 1384 3 0 | Die set | Amphenol H4/UTX | PEW 12, E-PEW 12, CM25-1, CM25-5, CM25-6 | 4.0 mm ² / 10.0 mm ² / 6.0 mm ² / 6.0 mm ² |  | 1.64 |



Unit 2B Frances Industrial Park
Kirkcaldy, Scotland, UK
KY1 2XZ

Tel: +44 (0)1592 655725

Email: sales@ten47.com

www.ten47.com